




		Material List	Where You Can Purchase
1		<p><u>Corner pieces</u></p> <p>1 1/4 inch Big Box stores do not carry these corners</p>	<p><a href="#">C &amp; S Plastics</a> (Don, "The Bomb" owns this company, mention you reached him via our web site for possible discount)  <a href="#">PVC Fittings</a>  <a href="#">US Plastics</a>  <a href="#">SnapClamp.com/prices.htm</a>  <a href="#">IPP Industrial Plastics Products</a>  <a href="#">Savko</a> (store located in Columbus OH)</p>
2		<p><u>PVC Pipe</u></p> <p>1 1/4 inch, schedule 40</p>	<p>pvc comes in sticks, 10', can be purchased at any hardware store, runs about \$4.38 from big box stores for 10' stick 20' sections are least expensive, purchased from suppliers rather than big box stores</p>
3		<p><u>Screws</u></p> <p>Round Washer Head #8 x 1/2 "</p> <p>NOTE Our YouTube video shows our screws being 8 x 3/4 inch. You can use either size,</p>	<p>--Home Depot, \$5.60 for 250 screws  --<a href="#">Fastenal.com</a> carries boxes of 1500 and 3000 for much less  --<a href="#">Fastenal Screw</a> Check local construction supply companies</p> <p>Fastenal Part # (SKU) 32014</p>
4	<p><u>Cloth</u></p> <p>-creative option, contact your local awning company or boat companies that makes awnings for businesses/boats, ask for scraps or shorts  -any durable cloth may be used, to test if it is strong enough, take a key and try to gouge through it ...if it can hold up to that....likely it can hold up to dogs scratching at it  -dogs will chew the beds, best to remove beds from dogs who are chewers as they will ruin the bed</p> <p>-<u>cordura</u>, good option as it is moisture resistant, durable, low cost cloth to use  -order 1000 denier cloth, must be ordered in 50 yard lengths often times, check for specials and ask for shorts, ends or drops  (shorts are ends of reams of cloth material)</p> <p>-if awning is donated, we have found that well used awing will likely not hold up to a dog's nails, we scrape all used awning with a screwdriver or key to see if it breaks though, if it does, don't use it</p>	<p><u>Top Value Fabrics</u>, -look under promotion section under Nylon for seconds, cheaper, typically color is a little off  -Top Value only sells full rolls, only good for people who are making a large number of dog beds  -Send email to this company for newsletters on seconds  <a href="#">Astrup.com</a></p> <p><a href="#">FabricFarms.com</a> in Hilliard OH  <a href="#">MagnaFabrics.com</a>  -Trucking Companies that make covers for semi trailers, try  <a href="#">Mountain Tarp.com</a>  -this vinyl holds up to just about anything, including heat, can be sterilized w/out damaging it, try for 18 or 22 ounce vinyl  <a href="#">Cleaning of beds</a> or cloth like Sunbrella like material</p> <p>Best to mark plastic of frame to alert shelter staff not to throw away frame as it can be recovered with new cloth.</p> <p><a href="#">Tarp Web Site</a>  -<a href="#">Phifer.com</a> offers this fabric -the best option is 50 ounce vinyl  <a href="#">Twitchell</a></p>	
	<p><u>Cutting the PVC</u></p> <p>If you are making numerous beds for a shelter, we recommend building the medium sized beds and add a few large ones. The medium beds will accommodate most dogs. As an option for the medium sized beds, you can added 3 inches to the long side and subtracted 3 inches from the short side (or any amount you need) to better fit into narrow kennels. Be sure to make appropriate cloth sizes if you change the frame size.</p>	<p><u>Tools Needed</u></p> <p>-Hammer  -Drill  -Saw (to cut PVC)  -Tape measure  -Channel Locks (to turn pvc after cloth is applied to tighten)</p>	